























1. For the purpose of helping us to determine the precinct you live in, please check which number you reside in			Response Percent	Response Count
1			12.9%	219
2			16.0%	271
3			11.7%	198
4			9.8%	166
5			14.8%	251
6			12.6%	214
Blank			22.2%	376
			answered question	1,695
			skipped question	30

2. Do you own or rent the house in which you live in?			Response Percent	Response Count
Own			70.2%	1,197
Rent			26.4%	450
Blank			3.3%	57
			answered question	1,704
			skipped question	21







3. In what category best describes the type of house in which you live?

		Response Percent	Response Count
Single-Family Home		44.2%	754
Apartment in a Multi-Family Home		11.9%	203
Apartment Complex		8.3%	141
Multi-Family Home		22.7%	387
Condo Complex		10.2%	174
Blank		2.6%	45
answered question			1,704
skipped question			21







4. How many years have you lived in Winthrop?

		Response Percent	Response Count
0-2		7.5%	128
3-5		7.6%	131
6-10		9.2%	157
11-20		12.8%	220
Over 20		59.9%	1,027
Blank		3.0%	52
answered question			1,715
skipped question			10







5. In which age bracket do you fall in?

		Response Percent	Response Count
20-35		9.5%	162
36-50		22.4%	381
51-65		33.7%	574
66-75		15.8%	269
Over 75		16.2%	276
Blank		2.4%	40
		<i>answered question</i>	1,702
		<i>skipped question</i>	23







6. Winthrop Municipal Services (Schools, Police, Fire and Public Works) need more funding to serve the community.

		Response Percent	Response Count
Strongly Agree		26.4%	449
Agree		25.0%	424
Somewhat Agree		22.6%	383
Somewhat Disagree		9.9%	168
Strongly Disagree		11.1%	188
Blank		5.1%	86
		<i>answered question</i>	1,698
		<i>skipped question</i>	27







7. If services are to be reduced or eliminated, I want School, Police, Fire, and Public Works maintenance to be given funding priority.

		Response Percent	Response Count
Strongly Agree		33.6%	574
Agree		29.5%	504
Somewhat Agree		17.9%	306
Somewhat Disagree		6.1%	104
Strongly Disagree		7.6%	130
Blank		5.4%	92
		answered question	1,710
		skipped question	15







8. I would rather have an option of controlling the amount of trash I dispose of and ultimately the costs charged to me, with a Pay-As-You-Throw Program.

		Response Percent	Response Count
Strongly Agree		10.5%	179
Agree		9.9%	169
Somewhat Agree		11.3%	193
Somewhat Disagree		12.0%	205
Strongly Disagree		46.8%	797
Blank		9.4%	161
		answered question	1,704
		skipped question	21







9. Tax deductions are more important to me than controlling my trash disposal and consequently my costs for trash service. Therefore, I would prefer that the Town Council enact a Property Tax Override rather than any other option.

		Response Percent	Response Count
Strongly Agree		10.6%	182
Agree		10.2%	175
Somewhat Agree		12.7%	218
Somewhat Disagree		13.0%	222
Strongly Disagree		42.3%	724
Blank		11.1%	190
		<i>answered question</i>	1,711
		<i>skipped question</i>	14







10. I would be better served if the Town Council eliminated trash collection as a municipal service and I could choose from an approved, private trash removal vendor.

		Response Percent	Response Count
Strongly Agree		2.7%	46
Agree		2.2%	37
Somewhat Agree		6.5%	110
Somewhat Disagree		12.1%	206
Strongly Disagree		65.5%	1,117
Blank		11.1%	189
		<i>answered question</i>	1,705
		<i>skipped question</i>	20

11. Changing the way we collect trash is too complicated; just charge me a Flat Fee.

		Response Percent	Response Count
Strongly Agree		4.3%	74
Agree		6.6%	113
Somewhat Agree		10.4%	178
Somewhat Disagree		12.8%	218
Strongly Disagree		52.2%	890
Blank		13.6%	232
<i>answered question</i>			1,705
<i>skipped question</i>			20

12. I don't care if municipal services (Schools, Police, Fire and Public Works) are cut; I don't want to pay any more taxes.

		Response Percent	Response Count
Strongly Agree		20.2%	339
Agree		6.7%	112
Somewhat Agree		12.3%	207
Somewhat Disagree		16.6%	279
Strongly Disagree		34.6%	582
Blank		9.6%	162
<i>answered question</i>			1,681
<i>skipped question</i>			44

13. Additional Comments: (If you wish to make additional comments on any of the options conveyed in this survey or concerns regarding impact of such decisions regarding municipal services, please use the space below.)

		Response Count
		265
	<i>answered question</i>	265
	<i>skipped question</i>	1,460

14. Survey #

		Response Count
		1,725
	<i>answered question</i>	1,725
	<i>skipped question</i>	0