



Financial Forum

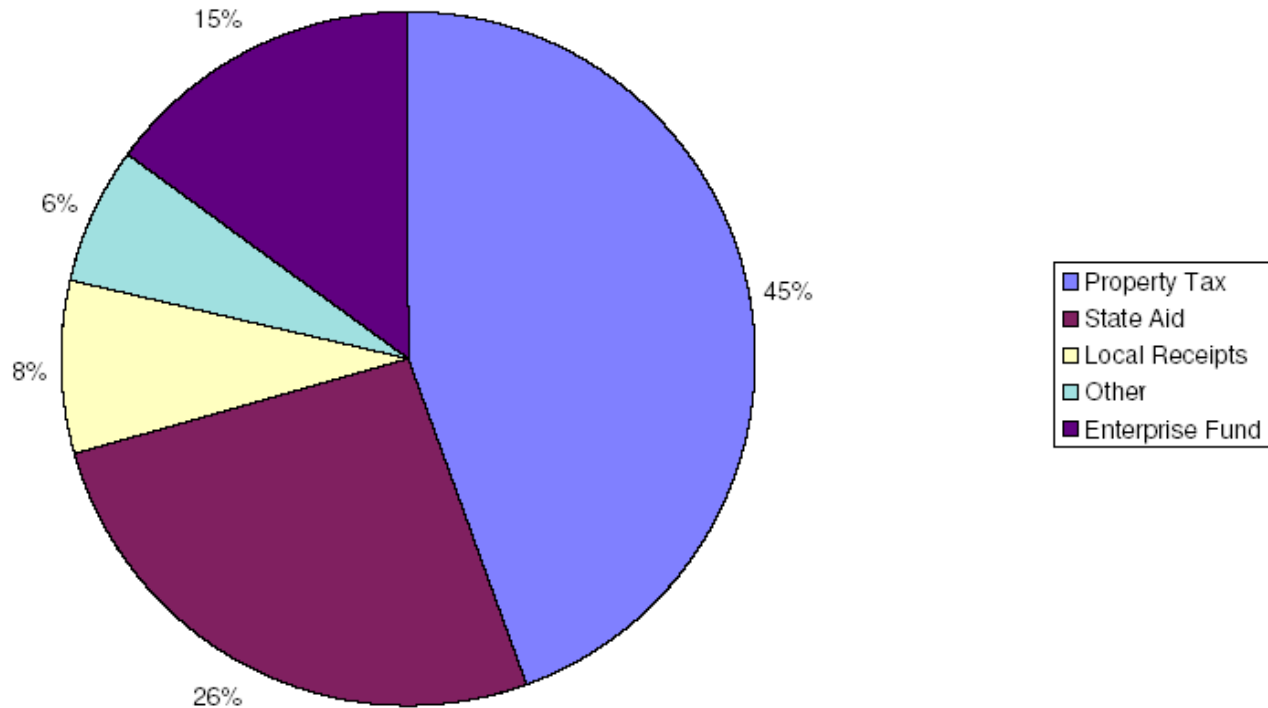
Town of Winthrop

March 20, 2007

FY2007 Revenues by Percentage



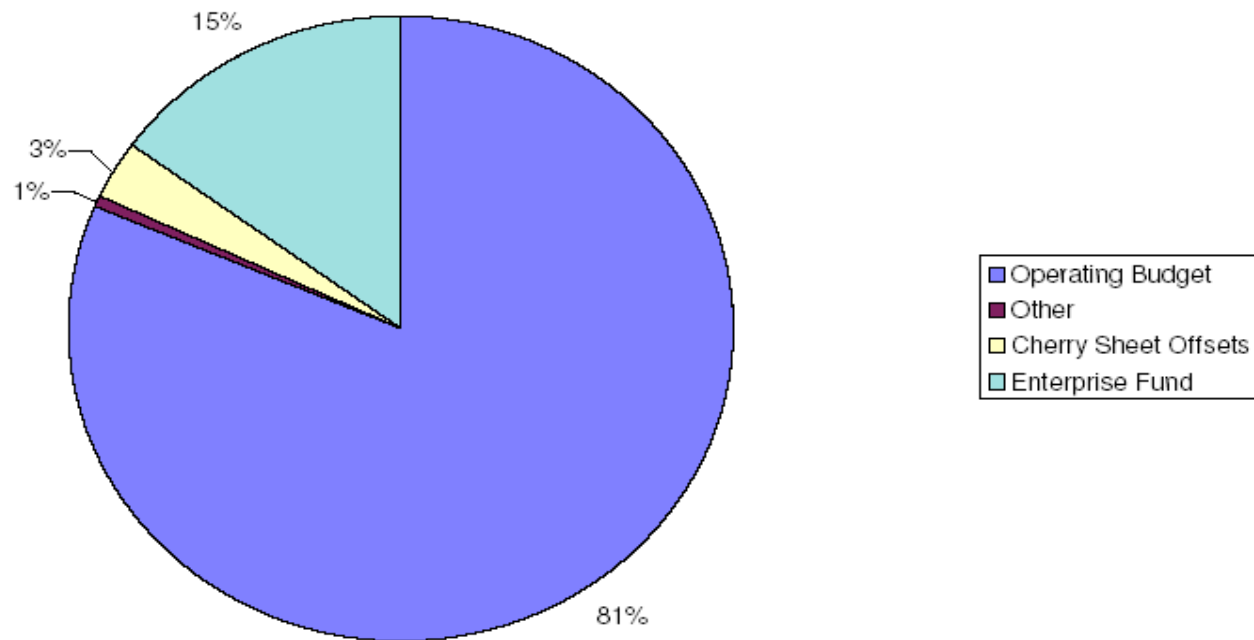
**Town of Winthrop - FY2007 REVENUES
by Percentage**



FY2007 General Fund Expenditures by Percentage



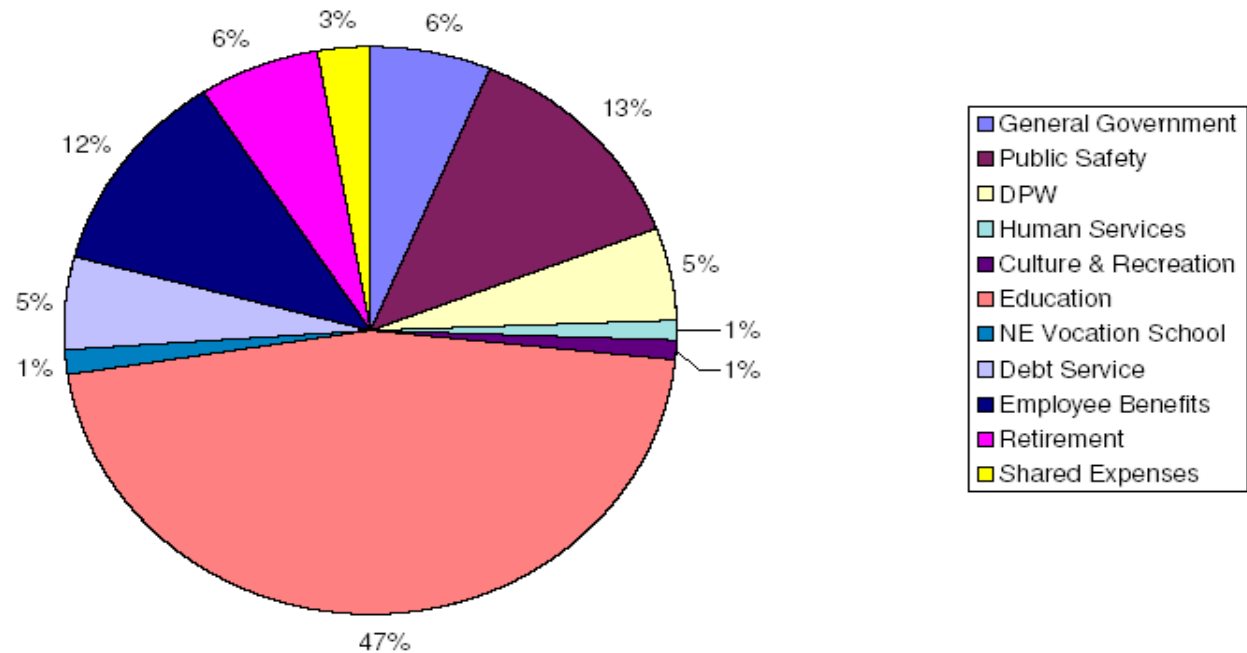
Town of Winthrop - FY2007 EXPENDITURES by Percentage GENERAL FUND



FY2007 General Fund – Operating Budget by Percentage



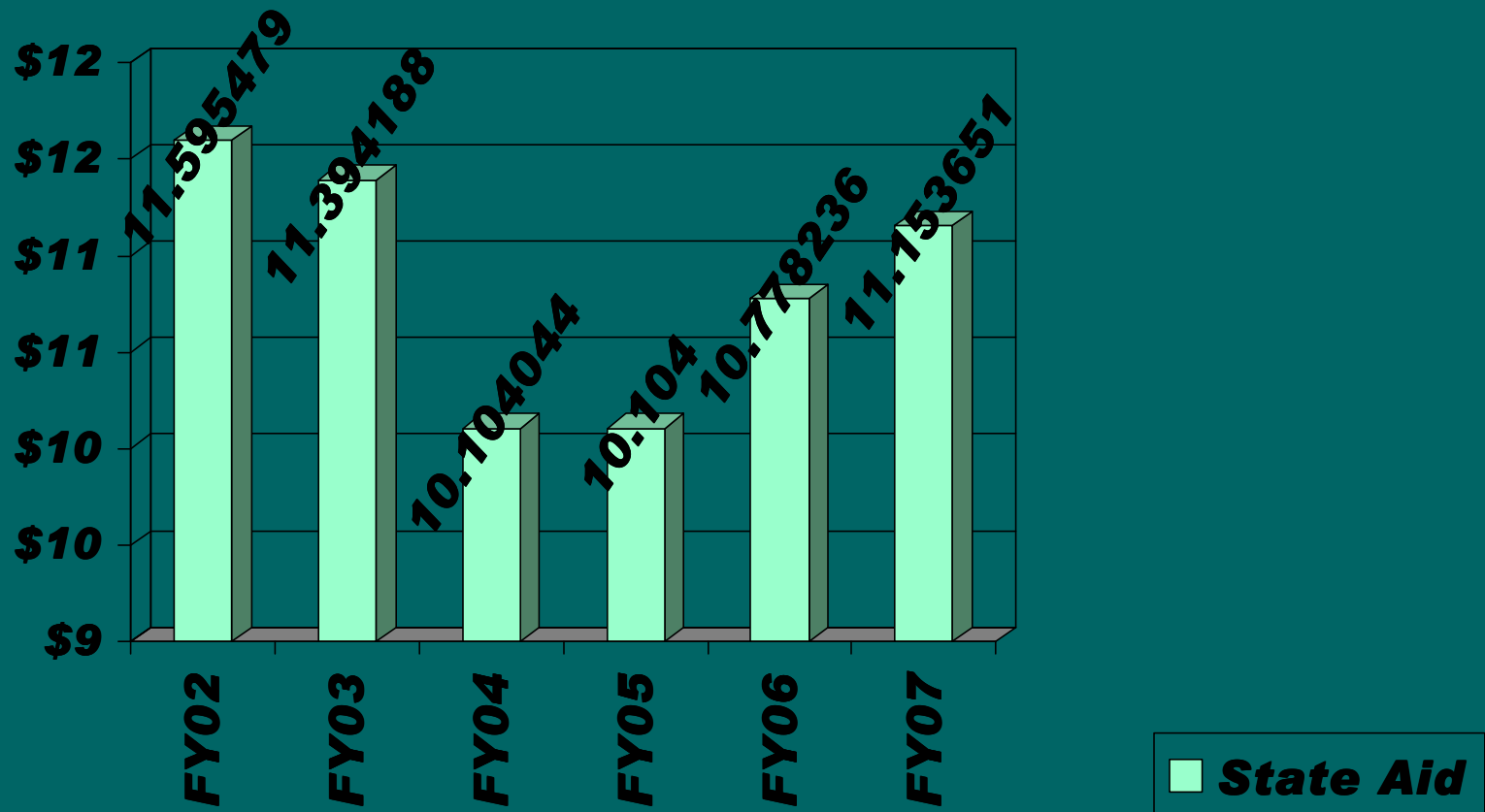
Town of Winthrop - FY2007 EXPENDITURES TOTAL OPERATING BUDGET by Percentage GENERAL FUND



State Aid

FY2002 through FY2007

Millions



Comparable Financial Data

By Community: Tax Levy % of Total Revenue

Community	Tax Levy % of Total Revenue
Beverley	60.04%
Chelsea	25%
Danvers	60.40%
Hull	56.90%
Ipswich	57.40%
Lynn	32.90%
Melrose	54.70%
Middleton	70.25%
Nahant	55.50%
Quincy	56.50%
Revere	43.93%
Saugus	60.86%
Swampscott	69.86%
Topsfield	70.75%
Wakefield	59.21%
Winthrop	43.87%
Average	55.61%

- all information except for debt service data from DOR database and represents FY2007
- debt service data is fiscal 2006 and the source is Massachusetts Taxpayers foundation

Comparable Financial Data

By Community: Free Cash Balance

Community	Free Cash Balance
Beverley	\$ 2,200,000.00
Chelsea	\$ 4,700,000.00
Danvers	\$ 7,200,000.00
Hull	\$ 656,000.00
Ipswich	\$ 1,100,000.00
Lynn	\$ 5,500,000.00
Melrose	\$ 924,000.00
Middleton	\$ 2,200,000.00
Nahant	\$ 487,000.00
Quincy	\$ 5,700,000.00
Revere	\$ 2,500,000.00
Saugus	\$ (1,800,000.00)
Swampscott	\$ 1,250,000.00
Topsfield	\$ 1,300,000.00
Wakefield	\$ 2,000,000.00
Winthrop	\$ 2,000,000.00
Average	\$ 2,394,466.67

- all information except for debt service data from DOR database and represents FY2007
- debt service data is fiscal 2006 and the source is Massachusetts Taxpayers foundation

Comparable Financial Data

By Community: Stabilization Fund

Community	Stabilization Fund
Beverley	\$ -
Chelsea	\$ 4,400,000.00
Danvers	\$ 6,700,000.00
Hull	\$ 2,900,000.00
Ipswich	\$ 366,000.00
Lynn	\$ -
Melrose	\$ 1,300,000.00
Middleton	\$ 623,000.00
Nahant	\$ 20,000.00
Quincy	\$ 10,100,000.00
Revere	\$ 593,000.00
Saugus	\$ 307,000.00
Swampscott	\$ 380,000.00
Topsfield	\$ -
Wakefield	\$ 1,000,000.00
Winthrop	\$ 300,000.00
Average	\$ 1,912,600.00

- all information except for debt service data from DOR database and represents FY2007
- debt service data is fiscal 2006 and the source is Massachusetts Taxpayers foundation

Comparable Financial Data

By Community: Average Residential Tax Bill

Community	Average Res. Tax Bill
Beverley	\$ 4,613.00
Chelsea (data n/a)	
Danvers	\$ 4,034.00
Hull	\$ 4,075.00
Ipswich	\$ 4,462.00
Lynn	\$ 2,974.00
Melrose	\$ 4,259.00
Middleton	\$ 5,179.00
Nahant	\$ 4,394.00
Quincy	\$ 3,780.00
Revere	\$ 3,187.00
Saugus	\$ 3,227.00
Swampscott	\$ 6,917.00
Topsfield	\$ 6,747.00
Wakefield	\$ 4,006.00
Winthrop	\$ 3,478.00
Average	\$ 4,418.14

- all information except for debt service data from DOR database and represents FY2007
- debt service data is fiscal 2006 and the source is Massachusetts Taxpayers foundation

Comparable Financial Data

By Community: Per Capita Debt

Community	Per capita Debt
Beverley	\$ 2,034.00
Chelsea	\$ 2,271.00
Danvers	\$ 1,937.00
Hull	\$ 3,533.00
Ipswich	\$ 3,402.00
Lynn	\$ 1,212.00
Melrose	\$ 1,454.00
Middleton	\$ 830.00
Nahant	\$ 1,616.00
Quincy	\$ 898.00
Revere	\$ 832.00
Saugus	\$ 1,111.00
Swampscott	\$ 1,993.00
Topsfield	\$ 1,926.00
Wakefield	\$ 1,537.00
Winthrop	\$ 1,033.00
Average	\$ 1,772.40

- all information except for debt service data from DOR database and represents FY2007
- debt service data is fiscal 2006 and the source is Massachusetts Taxpayers foundation

Comparable Financial Data

By Community: Debt as % of Value

Community	Debt as % of Value
Beverley	1.7
Chelsea	3.4
Danvers	1.3
Hull	2.2
Ipswich	2.1
Lynn	1.8
Melrose	1.2
Middleton	0.6
Nahant	0.8
Quincy	0.9
Revere	0.8
Saugus	0.8
Swampscott	1.2
Topsfield	1.1
Wakefield	1
Winthrop	1
Average	1.39

- all information except for debt service data from DOR database and represents FY2007
- debt service data is fiscal 2006 and the source is Massachusetts Taxpayers foundation

Comparable Financial Data

By Community: Per Student Spending

Community	Per student spending
Beverley	\$ 9,922.00
Chelsea	\$ 11,857.00
Danvers	\$ 9,863.00
Hull	\$ 12,484.00
Ipswich	\$ 9,680.00
Lynn	\$ 11,861.00
Melrose	\$ 9,561.00
Middleton	\$ 10,563.00
Nahant	\$ 9,380.00
Quincy	\$ 11,462.00
Revere	\$ 10,040.00
Saugus	\$ 9,770.00
Swampscott	\$ 10,546.00
Topsfield	\$ 9,334.00
Wakefield	\$ 10,191.00
Winthrop	\$ 10,085.00
Average	\$ 10,434.27

- all information except for debt service data from DOR database and represents FY2007
- debt service data is fiscal 2006 and the source is Massachusetts Taxpayers foundation

Comparable Financial Data

By Community: Per Capita Spending

Community	Per capita Spending
Beverley	\$ 2,728.00
Chelsea	\$ 3,418.00
Danvers	\$ 3,209.00
Hull	\$ 3,262.00
Ipswich	\$ 3,152.00
Lynn	\$ 2,789.00
Melrose	\$ 2,566.00
Middleton	\$ 2,952.00
Nahant	\$ 2,984.00
Quincy	\$ 2,943.00
Revere	\$ 2,599.00
Saugus	\$ 2,690.00
Swampscott	\$ 3,516.00
Topsfield	\$ 3,404.00
Wakefield	\$ 2,890.00
Winthrop	\$ 2,310.00
Average	\$ 3,006.80

- all information except for debt service data from DOR database and represents FY2007
- debt service data is fiscal 2006 and the source is Massachusetts Taxpayers foundation



Thank you.